

## Overview

*The entire application procedure is completed online and all application documents are uploaded on the website. This document serves to guide you through the online application process.*

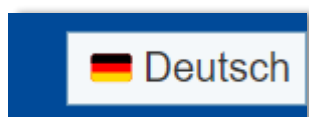
## Required Documents

- Original undergraduate **diploma** (bachelor's or equivalent) or certified copy - if already available,
- Original undergraduate **transcript of records** or certified copy showing all courses and credits taken and all grades/marks obtained as well as the final/current overall average grade,
- If applicable: letter or certificate issued by your university, stating one of the following: registration, submission or completion of your final thesis, or **expected graduation date**,
- Your **English proficiency** test score
- An APS certificate (only for applicants who have studied in China, India or Vietnam)  
Since 1 November 2022, candidates who have studied in **India** do also need an APS certificate. It is however sufficient to submit it to the German embassy when applying for the visa and to the university when enrolling at the university. In this case please upload a document stating that you will present the APS certificate upon enrollment.

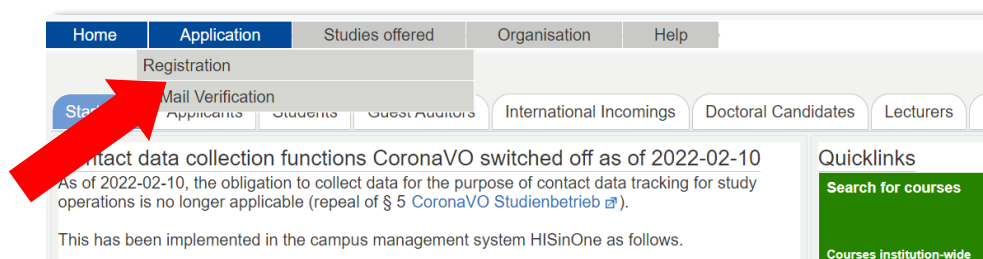
Make sure you have **jpg or pdf files** of these documents before starting with the online application. If you want to upload scanned documents, you'll have to scan them **in color**.

## Register online

- Go to the Campus Management – HISinONE website of the University of Freiburg: <https://campus.uni-freiburg.de>
- Change the language preference of the website to English by clicking on the following tab at the top right hand corner of the page



## Select: Application > Self Registration



## E-Mail verification

- After you registered successfully, you will receive an e-mail with a verification link. Please click on the verification link.
- After clicking on the verification link you will get to the start page of the application portal where you have to enter
  - the user name stated in the verification e-mail
  - the password you chose during the registration

E-Mail Verification

**i** Your verification was successful.

Please sign in with the username (not with your e-mail address) you received by e-mail and your password.


User name


Password

## Fill in the online application form

- Select: Start Application

Your Applications ▲

 [Start Application](#)  
You can apply for admission to several degree programs at the University of Freiburg.



- Enable email notifications if you wish to receive notifications by email (highly recommended).

Home My Studies **Studies offered** Organisation User information Help

You are here: Home > Studies offered > Online application

Online application

Enable e-mail notifications? [Help](#)

**i** Here you can decide if we should send you an email when changes of your application status or a provision of documents take place.  
**Attention:** Please note that if you don't agree, you won't receive an email about a change of status from us and you'll have to track your status of application in the portal on your own!


Would you like to be informed via email about status changes to your application as well as document availability?

Yes, enable e-mail notifications  No, I inform myself independently

- Select the semester in which you would like to start your studies and click on *Start Application*.  
(Non EU nationals can apply from 1 November to 15 December for the coming summer semester and from 1 April to 31 May for the coming winter semester; EU nationals can apply from 1 November to 15 January for the coming summer semester and from 1 April to 15 July for the coming winter semester).


Application

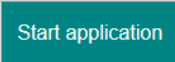
**Semester**


 Please select your preferred application semester  
At the moment it is possible to apply for different semesters. Please select the semester in which you wish to begin your studies.

For further information on the semester terms see [here](#)

You will find the general application deadlines [here](#)  
or for Master degree programs [here](#)


summer semester 2024 








- Select *Add an application*


Application


Semester:  

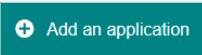
 A new semester is now available for application.


 There are no documents in your inbox yet. 

**Application in progress**

 To apply to the University of Freiburg, click on "Add an application." Fields marked with \* are mandatory.  
If you have already applied for a previous semester please select the semester that you are now applying for, **on the top of this page**.

 Chosen application term: **summer semester 2024**





- Select your desired degree program

**Degree:** Master of Science

**Field of Study:** Informatik/Computer Science

(the other fields on this page will be filled automatically)

**Which study semester do you wish to begin your studies in:** 1. Subject related semester

\* Degree  ⓘ  
 \* Major/Minor  ⓘ  
 \* Field of study  ⓘ  
 \* Course of study  ⓘ  
 \* Which study semester do you wish to begin your studies in?  ⓘ  
 Type of admission

→ Next

## Previous university studies

- Please enter the study field of your bachelor's, the name of the university or college at which you studied your bachelor's, the start and end dates of your bachelor's, and the type of bachelor's degree.

1. Request: Master of Science, Informatik/Computer Science, Hauptfach, PO 2020 Go to overview

Previous university studies

**i** .

\* Study course  ⓘ  
 \* University or college

**i** Values **Studies from** and **to** must be month/year (MM/YYYY, e. g. 08/2015):

\* Studies from   
 \* to

**i** Degree:

\* Please select degree  ⓘ  
 Other degree  ⓘ

Add Previous university studies

→ Next

- If you have already completed (or started) several degree programs or changed the university, please click on *Add Previous university studies* to enter an additional stage of your university career.

## Current state of university degree

**1.** \* Current state of university degree

\* Please name the degree and subject(s) you study/studied

(Expected) date of completion

\* Name of University / Higher Education Institution

\* Country

**2.** **Grade**

\* Grade according to the German grading system (if unknown please enter 0)

If applicable: grade in an international grading system

Grading scale (highest possible mark and minimum pass mark)

If you have been matriculated at Uni Freiburg in the past, please enter your matriculation number:

Existing matriculation number at Uni Freiburg

Please upload the following documents here:  
(If you got more than one transcript of records or diploma certificate, please upload each of them in only one PDF or JPG file)

**3.** \* Current or final transcript of records

Translation of transcript of records, if required

Back Next

1. Select the **current state of completion** of your degree. Then, the degree, study field and university name have to be entered once again, because this section only refers to your most recent or currently ongoing degree.
2. **Grade:** If you did not obtain your degree from a German university enter **0** in the field “\* *Final grade or current grade average according to the German grading system*”. In the next field you can enter your grade in the grading systems used at your university. For the third field under *Grade*, please indicate your grading scale, i.e. the range of grades used at your previous university. The highest grade should come first and the lowest grade should come after (e.g. 4.0 – 1.0).
3. **Upload:** After that, please upload your current or final transcript of records.

### *Variation A: I have finished my previous studies and I can upload my diploma*

- In this case you will be led to a page where you need to upload your diploma.

**I have finished my previous studies and I can upload my diploma - further documents**

\* Original diploma certificate

Translation of current or final diploma certificate, if required

Back Next


### *Variation B: I have finished my previous studies, but I have not received my diploma yet*

- In this case you need to upload an additional document (e.g. letter from examinations office) from your university confirming the completion of study and your final grade (if not included in your transcript)

**Previous study has been finished but the diploma hasn't been issued yet – further documents (upload):**

**i** If you do not obtain a diploma, you must upload the following documents

Confirmation from the university that the study programme is completed including the final grade (if not stated in the transcript of records)

 Upload file (click here or drop in here, max 1 file or files)

[Back](#) [Next](#)


**Variation C: I have not finished my previous studies**

- If you selected *I have not finished my previous studies* you will be led to this page:


1. Request: Master of Science, Informatik/Computer Science, Hauptfach, PO 2020 [Go to overview](#)

Previous studies have not been finished yet – further documents:


**i** If you have not completed your previous studies yet, please upload the following documents, **ONLY if not stated in the transcript of records**

Confirmation from the university about the total number of credits obtained so far (if not stated in the transcript of records)  Upload file (click here or drop in here, max 1 file or files)

**i** or

Confirmation from the university about the grading of the final thesis (if applicable and if not stated in the transcript of records)  Upload file (click here or drop in here, max 1 file or files)

**i** or

Confirmation from the university about submission, declaration or registration of the final thesis (if applicable and if not stated in the transcript of records)  Upload file (click here or drop in here, max 1 file or files)

[Back](#) [Next](#)

- In this case you have to upload a confirmation from your university (letter from the examinations office or registry) of the following information, **ONLY** if not stated on your transcript of records
  - Confirmation about the total number of credits obtained so far
  - Confirmation about the grading of the final thesis
  - Confirmation about the submission, declaration or registration of the final thesis

If your university does not provide this kind of information it is also sufficient to upload (to one of these fields) a confirmation letter from the university stating your expected graduation date.

**APS**

- If you have a Chinese, Indian or Vietnamese degree, you need to upload your APS certificate. If you don't have the APS certificate when applying, you have to upload a statement, saying that you will present the APS certificate upon enrollment.

**APS**

**i** Please upload your APS document here.  
If the certificate will be submitted later, please upload the following statement: "I will submit the APS certificate upon enrollment."

\* APS

[← To overview](#) [← Back](#) [→ Next](#)

## English language proficiency

- The required English proficiency level for this program is C1. If your English proficiency level should be lower than C1, you will need a C1 level in German. Select a test you have taken, enter the test score and upload the score card.
- If you are a native English speaker, please select *native speaker* in the first two fields and upload a copy of your passport.

1. Request: Master of Science, Informatik/Computer Science, Hauptfach, PO 2020 [← Go to overview](#)

English Language skills (with upload)

**i** According to the [Table for CEFR Language Level and Test Scores for instance TOEFL, IELTS, PTE Academic and Cambridge ESOL](#).

For more information please check the website of the program or of the [Common European Framework of Reference for Languages \(German website\)](#).

\* Level of proficiency according to the Common European Reference Frame (CEFR)

\* Proof of language proficiency (multiple choice is possible by holding CTRL)

Other (if not listed above)

Test result

**i** Please upload the following documents here:

Language certificate

[Back](#) [→ Next](#)

## German language proficiency

**German proficiency is only required if your English proficiency is lower than C1.**

- If you don't have any German proficiency or don't know your CEFR level, just select *none* (in both fields!) and click *next*.
- If your English proficiency should be lower than C1, you will need to enter your German proficiency level here and upload a German language certificate.

1. Request: Master of Science, Informatik/Computer Science, Hauptfach, PO 2020 Go to overview

German proficiency

**i** According to the [Common European Framework of Reference for Languages](#).

For more information please check the website of the program or of the [Common European Framework of Reference for Languages \(German website\)](#).

\* Level: none

\* Officially authenticated language certificates:

- DSO - Deutsches Sprachdiplom der Kultusministerkonferenz
- Native Language
- telc C1 Hochschule
- German higher education entrance qualification (e.g. Abitur, Matura)
- Other
- none

Other language certificate (if not listed above):

test result / grade:

**i** Please upload the following documents here:

Language certificate (not mandatory for native language): Upload file (click here or drop in here, max 1 file or files)

Back Next

## Other Application Documents + Curricula

**1.** **Documents**

**i** Please let us know which one of our **three curricula** you will most likely choose (This choice is not binding. You can still change it in the course of your studies.):

Desired Master programm curricula: Upload file (click here or drop in here, max 1 file or files)

**2.** **i** Other documents (optional), for example recommendation letter, motivation letter, GRE score, ranking certificate.

Other documents (optional): Upload file (click here or drop in here, max 1 file or files)

How did you hear about this program?:

How did you hear about this program? Web page:

**3.** **i** Declaration by the applicant:

\* I declare that all statements concerning study periods and degrees are correct.

Back Next



- 1. Selection – specialization:** Choose the specialization which interests you most (the choice is not binding).
- 2. Other documents:** Here you can upload some optional application documents, such as a CV, motivation letter, recommendation letters, a GRE score etc. Please note that you can only upload ONE file. That means, if you want to upload several optional documents, you will have to merge them into one file.
- 3. Declare that all your statements are correct.**

## Confirmation of your data

- Important!** Download the document *Confirmation of the applicant*, print it out and sign it. Scan and upload the signed form
- We will not be able to process your application without the signed uploaded form.




## Confirmation of your data

 Please download the following document:  
[Confirmation of the applicant \[PDF\]](#) 

and carry out the following steps:

- print
- fill
- sign
- scan
- upload

\* Upload signed form

 Upload file (click here or drop in here, max 1 file or files)

[Back](#)

[Next](#)

## Submit application

- You will now see a page with an overview of your application.
- **Scroll down** and make sure all your data and documents are correct.
- Confirm that your application is correct by checking the box and select ***submit application***

## Confirm statements and submit application form for admission



I hereby confirm that the information I have provided is correct. I take note of the instructions for submission in the info box below.

[← To overview](#)

[← Back](#)





[→ Submit application](#)

## Submitted applications

- Well done! You have successfully completed your application
- You can print a copy of your application for your own records by selecting the *pdf print data control sheet* tab

Application Application status: submitted

Master of Science (M. Sc.), Informatik/Computer Science, Hauptfach, PO 2020, 1. subject related semester	<a href="#">With special prerequisites for admission</a>	Status: submitted
--	--	-------------------

 [Print data control sheet \[PDF\]](#)  [Show details](#)  [Cancel and edit application](#)  [Cancel application](#)

## Further admission procedure

You do not have to send any documents by post or e-mail.

Once the coordinator has reviewed your online application, she will confirm whether it is complete.

The admissions committee usually meets 4-5 weeks after the application deadline. You will be informed about the result of your application by e-mail at latest a week after the meeting of the admissions committee.

If you should have any questions or doubts, please feel free to contact [studienkoordination@tf.uni-freiburg.de](mailto:studienkoordination@tf.uni-freiburg.de).